

CHAPTER 14 Exercises

Exercise 14.1

Write two arrangements of the following **viib** chords for SATB in the named keys.

G: viib viib F: viib viib b: viib viib d: viib viib

Exercise 14.2

Complete these idioms for SATB. Include roman numerals.

(a)

D: I vii^o

Numerals _____

(b)

A: I vii^o

Numerals _____

(c)

c: i vii°

Numerals _____

(d)

f: i vii°

6 ♯6 ♯6 6

Numerals _____

Exercise 14.3


Carefully study the given bass lines. Choose progressions looking out for idiomatic usage of **vii^b**. Shape the melody as musically as you can.

(a)


G: I ii IV V(7) vi vii°

Numerals _____

(b)




a: i iv V(7) VI vii°



Numerals _____

(c)




F: I ii IV V(7) vi vii°




Numerals _____

(d)




e: i iv V(7) VI vii°




Numerals _____

(e)



D: I ii IV V(7) vi vii°




Numerals _____


Exercise 14.4

Harmonise each melody by adding the bass line. Add the solfa and sing the melody. Sketch in possible idiomatic shapings.

(a)




b: i iv V(7) VI vii°




Numerals _____

(b)




G: I ii IV V(7) vi vii°



Numerals _____

(c)




c: i iv V(7) VI vii°



Numerals _____

(d)



D: I ii IV V(7) vi vii°




Numerals _____


Exercise 14.5

Study the given soprano and bass lines adding solfa and roman numerals. Add parts for alto and tenor, taking care with the shaping of the lines.

(a)




F: I ii IV V(7) vi vii°




6 6 6 6 6 6 6 6

Numerals _____

(b)




a: i iv V(7) VI vii°




#6 6 6 # 6 6 # #

Numerals _____

(c)




B \flat : I ii IV V(7) vi vii $^{\circ}$




Numerals _____

(d)



b: i iv V(7) VI vii $^{\circ}$




Numerals _____


Exercise 14.6

Complete the following for SATB.

(a)




a: i iv V(7) VI vii°




i viib ib V Vb i ivb V V ib viib i iv V i

(b)



G: I ii IV V(7) vi vii°



6/5 6 6 6 7

Numerals _____